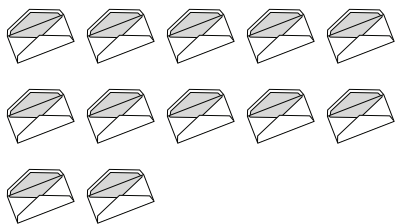
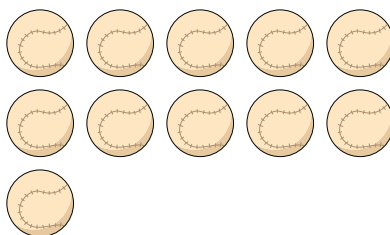


Small Number Counting


Name: _____ Date: _____




12



11



14



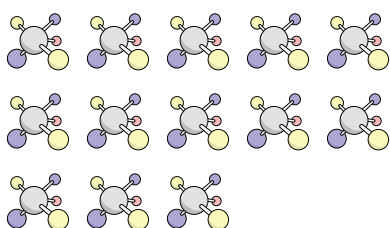
18



5




2



13



10




15



4

Small Number Counting

Name: _____ Date: _____




20



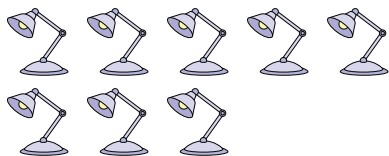
3




1




7




8




17




16



19




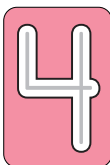
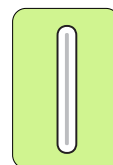




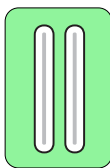

6



7

Small Number Counting

Name: _____ Date: _____





This is a genuine, customized
worksheet from



Created by 88.240.187.157 on 09.Eyl.2008 20:30:00 GMT
<http://www.WorksheetWorks.com/math/numbers/counting.html>

Reproduction and Usage Rights

This worksheet may be used one time for educational purposes in a home or classroom for up to fifty students. Permission to create printed copies of any part of this document is limited to the person who downloaded it. Reproduction for an entire school or school district is prohibited. No part of this document may be reproduced (except for the educational use just mentioned), stored in a retrieval system, or transmitted in any form or by any means (other than to the printer, obviously) without prior written consent of WorksheetWorks.com.

Adobe Acrobat Usage Tips

- Conserve paper by printing only the pages you need. Learn about Acrobat's printing options.
- Use Acrobat's shortcut keys to view and navigate PDF documents like a pro.
- Configure how Acrobat opens documents downloaded from the Internet.

Visit <http://www.WorksheetWorks.com/faq.html> for more information about creating and printing worksheets online using Adobe Acrobat.

